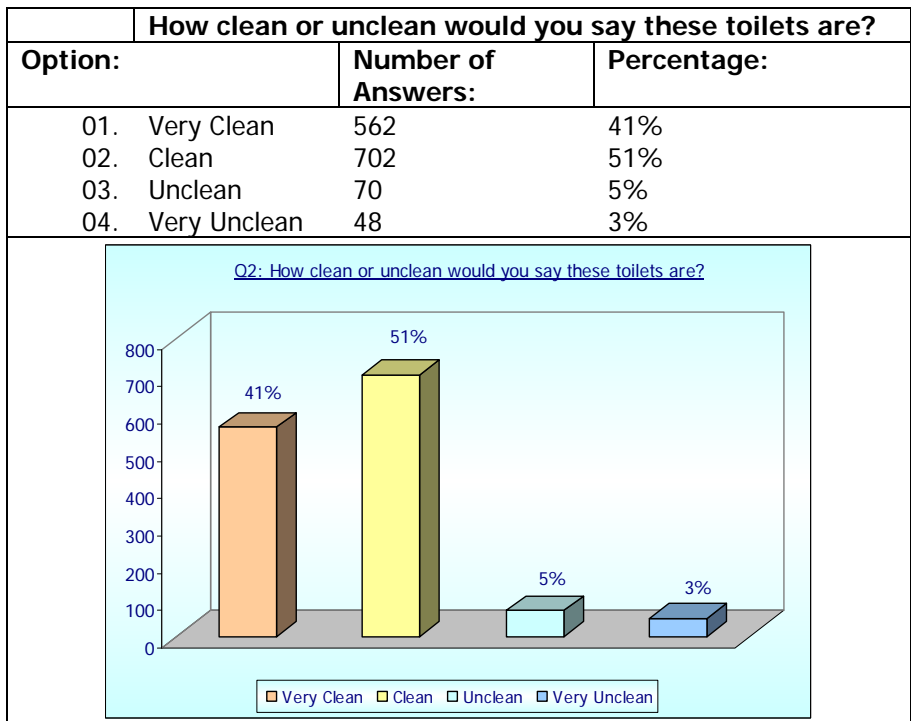
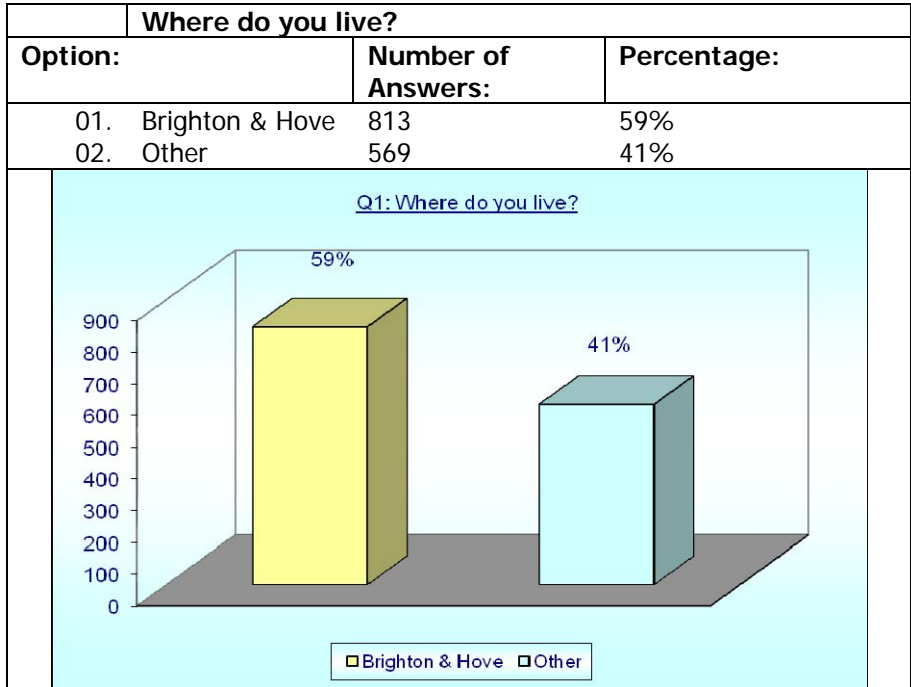
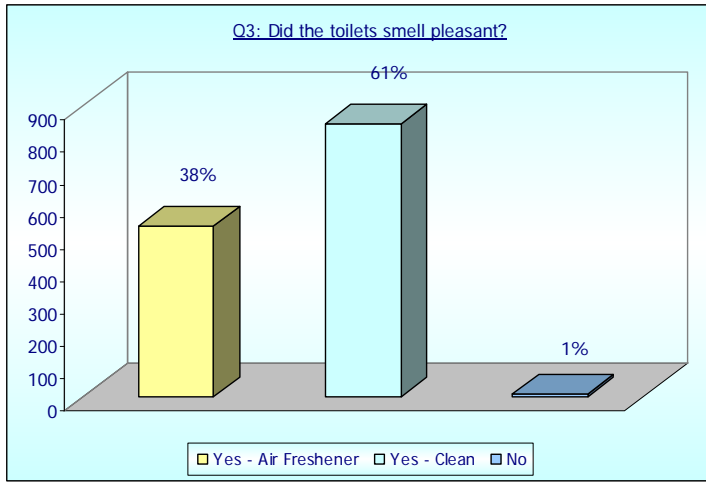


**Wetton Cleaning Services Limited –
Brighton & Hove Public Toilets Questionnaire 2012**

Location: The Public Toilets Questionnaire 2012 was carried out at 41 sites in Brighton & Hove questioning 1382 people. A total of 20 questions were asked and the following details the headline results.

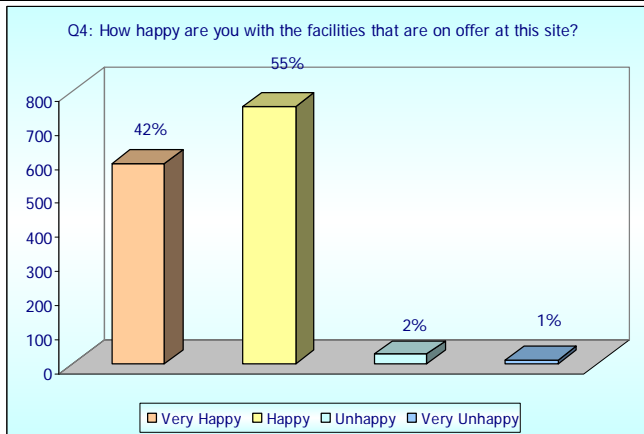


Did the toilets smell pleasant?		
Option:	Number of Answers:	Percentage:
01. Yes – Air Freshener	529	38%
02. Yes – Clean	846	61%
03. No	7	1%

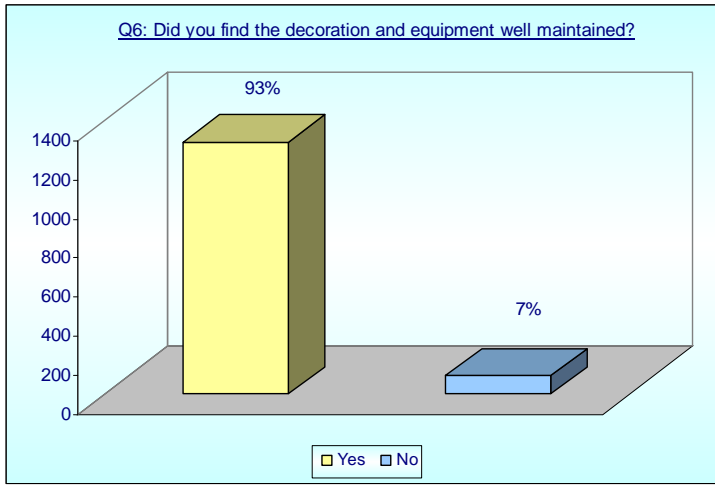


Brighton & Hove City Council has been working with Wettons to improve the facilities available in the toilets, such as low level sinks, more baby change tables, family facilities. How happy are you with the facilities that are on offer at this site?

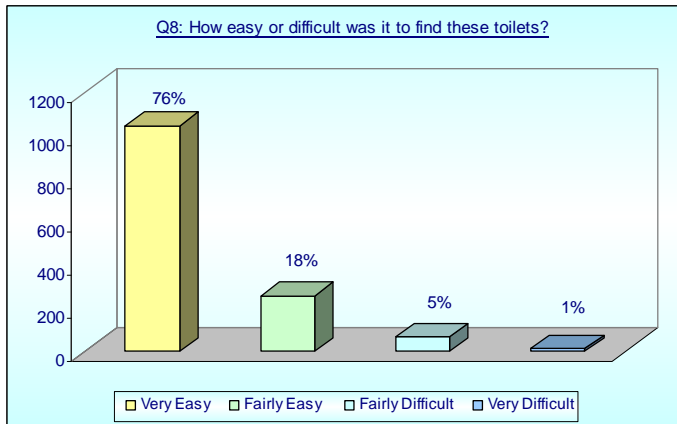
Option:	Number of Answers:	Percentage:
01. Very Happy	587	42%
02. Happy	756	55%
03. Unhappy	28	2%
04. Very Unhappy	11	1%



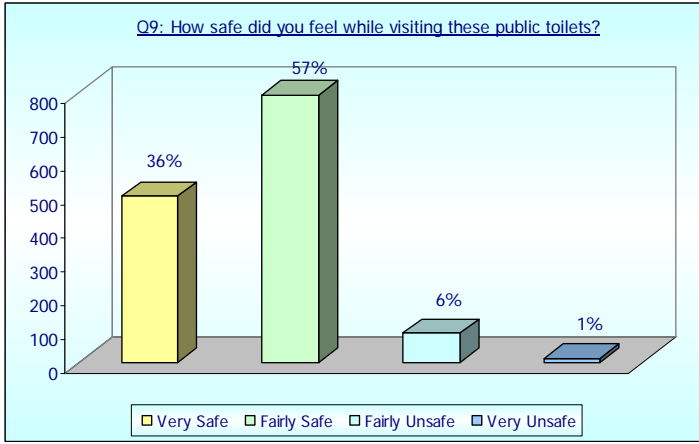
Did you find the decoration and equipment well maintained?		
Option:	Number of Answers:	Percentage:
01. Yes	1290	93%
02. No	92	7%



Q8: How easy or difficult was it to find these toilet?		
Options:	Number of Answers:	Percentage:
01. Very Easy	1046	76%
02. Fairly Easy	256	18%
03. Fairly Difficult	67	5%
04. Very Difficult	13	1%



How safe did you feel while visiting these public toilets?		
Options:	Number of Answers:	Percentage:
01. Very Safe	492	36%
02. Fairly Safe	791	57%
03. Fairly Unsafe	87	6%
04. Very Unsafe	12	1%



Would you be happy to use the toilets again?		
Options:	Number of Answers:	Percentage:
01. Yes	1354	98%
02. Only in an Emergency	22	2%
03. No	6	0%

